



Retail
Hospitality
Healthcare
Architectural Lighting
Signage
Casino Design
Residential

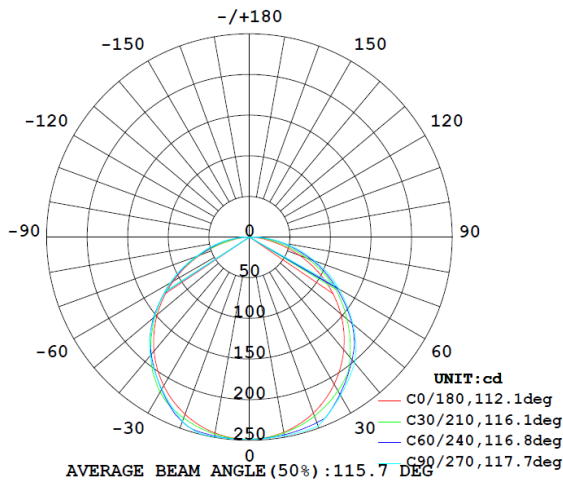
eoslight.com

LUMINAIRE PHOTOMETRIC TEST REPORT AURA LUMINAIRE-6000k-12 x 12-SP-4SL_IESNA95

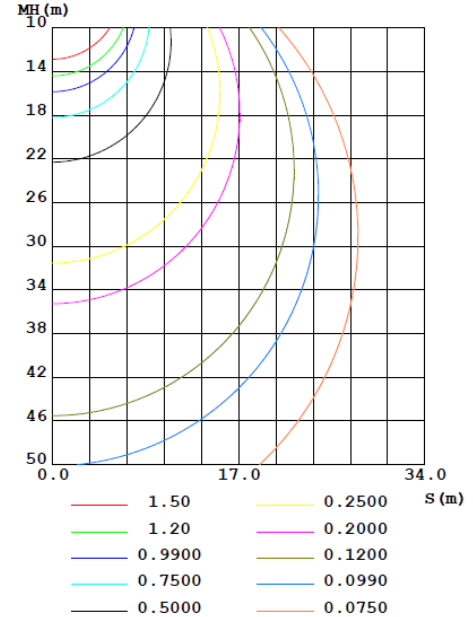
NAME: EOS-AURA-6000k-12x12-SP-4SL	TYPE: EOS Aura Luminaire	WEIGHT: 1000G
SPEC.:	DIM.:	SERIAL No.:EOS
MFR.: EOS	SUR.:	Shielding Angle:

DATA OF LAMP		PHOTOMETRIC DATA				Eff: 46.31 lm/W
MODEL		Imax(cd)	249.4	S/MH(C0/180)	1.26	
NOMINAL POWER(W)	16.1	LOR(%)	103.1	S/MH(C90/270)	1.29	
RATED VOLTAGE(V)	24	TOTAL FLUX(lm)	750.37	η UP,DN(C0-180)	0.0,53.1	
NOMINAL FLUX(lm)	727.932	CIE CLASS	DIRECT	η UP,DN(C180-360)	0.0,50.0	
LAMPS INSIDE	1	η up(%)	0.0	CIBSE SHR NOM	1.50	
TEST VOLTAGE(V)	24.4	η down(%)	103.1	CIBSE SHR MAX	1.50	

LUMINOUS INTENSITY DISTRIBUTION DIAGRAM



C0 PLANE ISOLUX DIAGRAM (UNIT: lx)



C Range: 0 - 360DEG
C Interval: 5.0DEG
Test Speed: HIGH
Temperature: 25.3DEG
Operators: DAMIN
Test Date: 03-06-2019

γ Range: 0 - 90DEG
 γ Interval: 0.5DEG
Test System: EVERFINE GO-2000A_V1 SYSTEM V2.0.293
Humidity: 65.0%
Test Distance: 9.180m [K=1.0000]
Remarks: DWY

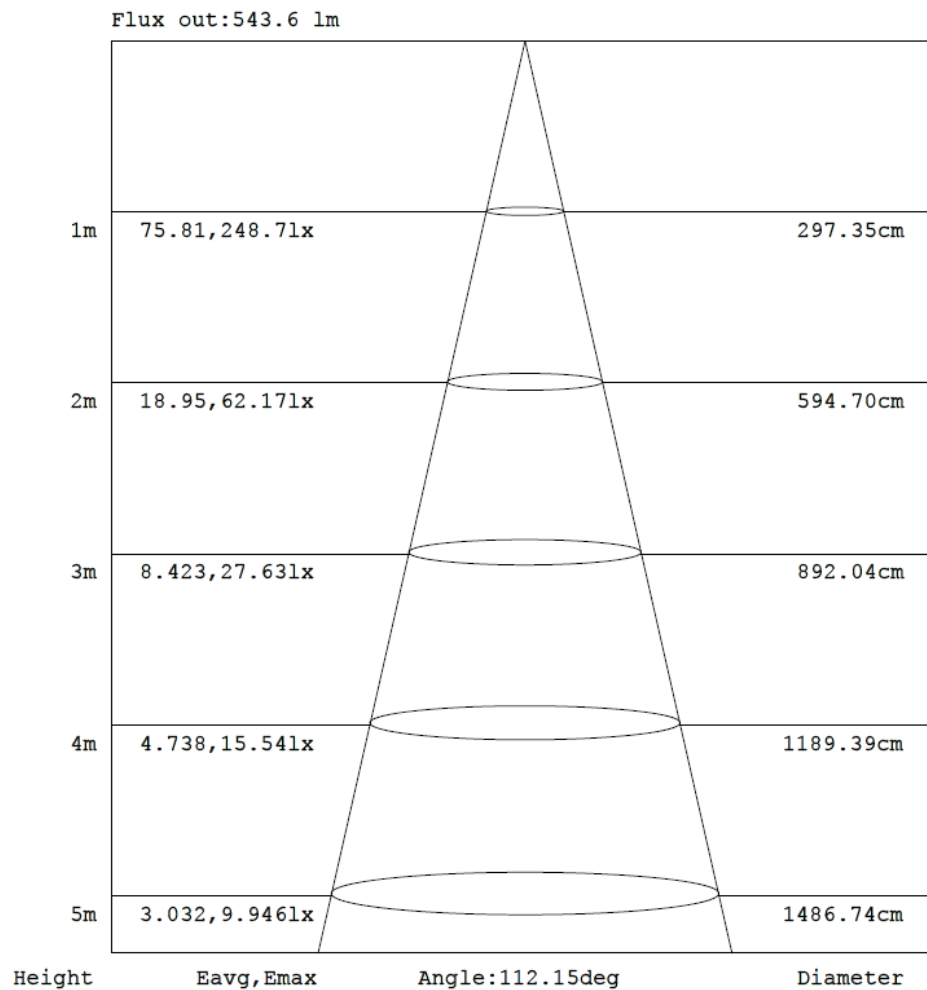


Retail
Hospitality
Healthcare
Architectural Lighting
Signage
Casino Design
Residential

eoslight.com

AAI Figure

NAME: EOS-AURA-6000k-12x12-SP-4SL	TYPE: EOS Aura Luminaire	WEIGHT: 1000G
SPEC.:	DIM.:	SERIAL No.:EOS
MFR.:EOS	SUR.:	Shielding Angle:



Note: The Curves indicate the illuminated area and the average illumination when the luminaire is at different distance.

C Range: 0 - 360DEG
C Interval: 5.0DEG
Test Speed: HIGH
Temperature: 25.3DEG
Operators: DAMIN
Test Date: 03-06-2019

γ Range: 0 - 90DEG
γ Interval: 0.5DEG
Test System: EVERFINE GO-2000A_V1 SYSTEM V2.0.293
Humidity: 65.0%
Test Distance: 9.180m [K=1.0000]
Remarks: DWY







LUMINOUS DISTRIBUTION INTENSITY DATA

NAME: EOS-AURA-6000k-12x12-SP-4SL	TYPE: EOS Aura Luminaire	WEIGHT: 1000G
SPEC.:	DIM.:	SERIAL No.: EOS
MFR.: EOS	SUR.:	Shielding Angle:

Table--4

UNIT: cd

[illegible]