

General Specifications

THICKNESS:

1 1/8"

POWER OPTIONS:

24VDC

DRIVER INPUT VOLTAGE :

120-277 VAC

MAX DIMENSIONS

31"x118"

LONG LIFE :

Over 50,000 hours = Nearly 12 years based on 12 hours a day. Once installed, the LightPanel System is virtually maintenance free.

WATTAGE :

6.1W per linear ft.

DIMMABLE:

The system is dimmable to <10% when matched with Dimmable Power Supplies

LEDs :

Individually Addressable RGB/RGBW LEDs

WIRE GAUGE:

18GA wiring

SERVICE AND INSTALLATION :

The MediaFrame comes with standard keyhole surface mounts, optional suspension mounts are also available.



Suspended DYNAMIC CLOUD MEDIA FRAME by rigid poles



Back of DYNAMIC CLOUD MEDIA FRAME



Front of DYNAMIC CLOUD MEDIA FRAME

Optional Specifications



COMPATIBLE POWER SUPPLIES :

- DMX Controllable with individually addressed LED Strips preset at the factory (preferred)
- SPI controllable with specialty controller (provided by EOS)



COLOR TEMPERATURES :

Dynamic LEDs (Individually - Addressable RGB)



APPROVALS AND CERTIFICATIONS:

The System is UL listed for Architectural applications and UL recognized for signage. All power supplies are UL / ETL listed.



<https://eoslight.com/user-guide/>



DOWNLOAD OUR USER GUIDE FOR WIRING & INSTALLATION INSTRUCTIONS





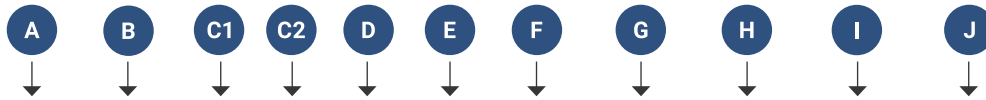
Product Specification Ordering Form

NAME: PROJECT NAME: ADDRESS:

PHONE: PROJECT LOCATION: CITY:

EMAIL: ANTICIPATED DELIVERY DATE: ZIP CODE:

COMPANY NAME: PROJECT SPECIFIER: RUSH PROJECT: Yes No



| QTY | FIXTURE TYPE | VOLTAGE | DIMENSIONS (INCHES) | | LED SIDES | COLOR TEMP | LED POWER | CORD LENGTH | CORD LOCATION | CORD COLOR | POWER SUPPLY |
|-----|--------------|---------|---------------------|------|-----------|------------|-----------|-------------|---------------|------------|--------------|
| | | | TOP | SIDE | | | | | | | |
| 5 | CL | 24V | 48 | 50 | 4SL | DYN | SP | CC6 | TL | BC | HW |

A FIXTURE TYPE

LUMINAIRE

CL - CLOUD LUMINAIRE

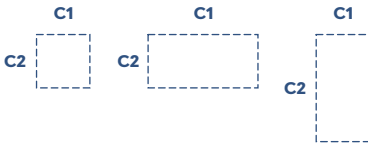
B VOLTAGE

24V - 24V (Standard)
12V - 12V (Optional)

C DIMENSIONS

(Generated by Client)

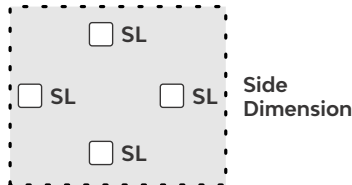
C1- Top Dimension
C2- Side Dimension



D LED SIDES

1SL - One Side
2SL - Two Sides
3SL - Three Sides
4SL - Four Sides

Top Dimension



*Please note, the longest length is typically the LED side when selecting 1SL or 2SL

E COLOR TEMP

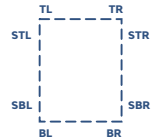
DYN - Dynamic Color Changing

F LED POWER

SP- Standard Power
HP- High Power

G POWER CORD LENGTH

SC - Standard -9.8 ft.
CC_ - Custom Length ____ ft



H POWER CORD EXIT

TL - Top Left Corner BL - Bottom Left Corner
TR - Top Right Corner BR - Bottom Right Corner
STL - Side Top Left Corner SBL - Side Bottom Left Corner
STR - Side Top Right Corner SBR - Side Bottom Right Corner

I POWER CORD COLOR

BC - Black WC - White

J POWER SUPPLY INFO

010V - 010V Dimmable Hardwire
ELV - Electronic Low Voltage Dimmable Hardwire
DMX - DMX /DALI
PI - Plug In, DC Jack
DPI - Dimmable Plug in w/ remote
HW - Non-Dimmable Hardwired



PROJECT NAME:

PROJECT LOCATION:

Please fill out the form

| ITEM | QTY | A | B | C1 | C2 | D | E | F | G | H | I | J | K | L |
|------|-----|------------|---------|------------------------|----|-----------|------------|-----------|----------|-------------|---------------|------------|--------------|--|
| | | PANEL TYPE | VOLTAGE | DIMENSIONS TOP SIDE | | LED SIDES | COLOR TEMP | LED POWER | DIFFUSER | CORD LENGTH | CORD LOCATION | CORD COLOR | POWER SUPPLY | IF CURVED PANEL SPECIFY RADIUS(INCHES) |
| 1 | 5 | CL | 24V | 48 | 50 | 4SL | DYN | SP | DIF | CC6 | TL | BC | 010V | 20 |
| | | | | | | | | | | | | | | |
| | | | | | | | | | | | | | | |
| | | | | | | | | | | | | | | |
| | | | | | | | | | | | | | | |
| | | | | | | | | | | | | | | |
| | | | | | | | | | | | | | | |
| | | | | | | | | | | | | | | |
| | | | | | | | | | | | | | | |
| | | | | | | | | | | | | | | |
| | | | | | | | | | | | | | | |
| | | | | | | | | | | | | | | |
| | | | | | | | | | | | | | | |
| | | | | | | | | | | | | | | |

1. What is the Application the panels will be used for?
E.g.: Hospitality, Retail, Signage Etc.

2. What are the LightPanels backlighting?
E.g.: Stone, Graphic, Glass, Acrylic Etc.

3. Will the LightPanels be installed adjacent to one another?
 Yes No
If Yes, Please Provide Drawing of Panel Layout

4. Will the LightPanels be powered individually (1:1) or would you like to connect Multiple LightPanels to a single driver?

5. Are there any installation details to review?

5. Is there an existing Dimming or Lighting Control System?
If so, please provide Representative with information of the Control system (specs, manufacturer, etc.)

Additional information: