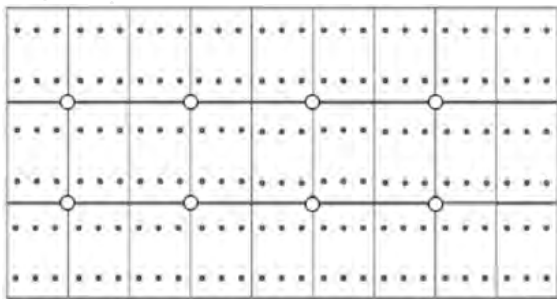


RGBW OUTDOOR LightPaper

- Thin, lightweight, flexible, cuttable light sheet
- Suited for shallow setback starting at 1/4"
- For walls, ceilings, curved structures and custom shapes
- RGBW (Red Green Blue for color shifting, plus dedicated white options)
- Multiple Lumen Packages and Wattages
- CRI: 80



The versatility of RGBW **OUTDOOR** eos LightPaper allows use in a large number of applications:



HOSPITALITY



RESIDENTIAL



COMMERCIAL INTERIOR



CUSTOM FIXTURES



MILLWORK



TASK LIGHTING



LOGOS AND SIGNAGE



COVE LIGHTING



RETAIL



BRANDING



ACCENT LIGHTING



HEALTHCARE

General Specifications

FLEXIBLE TECHNOLOGY :

LightPaper is versatile, flexible and thin LED technology that can wrap around curved surfaces or be cut into custom shapes

PAPER SIZE :

Each sheet is 24" x 12" and seamlessly expandable via Molex® connectors up to 90W per driver - with a 10W buffer already included. Can be cut at the factory or in the field in 3"x2" sections.

SETBACK :

Suited for shallow setback starting at 1/4", depending on the transparency of the illuminated material; most can be evenly illuminated w/ 1 - 2" setback. We fully recommend creating a mock up prior to specifying the job. Contact your EOS agent for assistance.

LONG LIFE :

Over 50,000 hours = Nearly 12 years based on 12 hours a day. Once installed, LightPaper is virtually maintenance free.

CRI:

80 CRI

POWER OPTION:

24VDC

DRIVER INPUT VOLTAGE :

120V-277V Universal AC Input

LUMENS & WATTAGE (See page 3):

7W - 300 lumens / sq ft - 14W per sheet

14W - 700 lumens / sq ft - 28W per sheet

DIMMABLE :

LightPaper is dimmable when matched with Dimmable Power Supplies. (TRIAC, DMX/DALI)

LEDs :

ANSI Binned LEDs from Tier 1 Suppliers LED CRT - RGBW

RGB+2700K, RGB+3000K, RGB+4000K, RGB+6000K

Due to the outdoor protection layer, the color temperature will visually appear to be 10%-15% higher.

WIRE GAUGE:

18 AWG Wire

WET LOCATION :

LightPaper is IP64 Rated when driven with a Class 2 Power Supply. Once sheet is cut in the field, the outdoor protection layer may be broken / compromised.

HOSPITAL AND MRI SAFE :

The system contains non-ferrous materials, making LightPaper safe for MRI suites. The LightPaper Power supply must be installed remotely, up to 30 feet from the application.

SERVICE AND INSTALLATION :

LightPaper is field serviceable, and can be pre-cut by our production team to customer specifications.



Upto 14W, >700 Lumens per sq ft for Outdoor signage & architecturally decorative objects



Dimmable, energy-efficient and cool-running



Lightweight, Easy-Install



Quick, easy installation in indoor applications



APPROVALS AND CERTIFICATIONS:

The LightPaper System is UL listed for Architectural applications and UL recognized for signage. All power supplies are UL / ETL listed.



DIMMABLE



IP64





RoHS



DOWNLOAD INSTALLATION INSTRUCTIONS VIA YOUR SMARTPHONE'S CAMERA

Molex is a registered trademark of Molex, LLC.





Product Specification Ordering Form

NAME:	PROJECT NAME:	ADDRESS:
PHONE:	PROJECT LOCATION:	CITY:
EMAIL:	ANTICIPATED DELIVERY DATE:	ZIP CODE:
COMPANY NAME:	PROJECT SPECIFIER:	RUSH PROJECT: <input type="checkbox"/> Yes <input type="checkbox"/> No

A	B	C	D	E	F	G1	G2	H	I	J
MATERIAL	OUTDOOR	VOLTAGE	RIGIDITY	LED CHIP TYPE	LIGHTPAPER TYPE	ILLUMINATED AREA LENGTH X HEIGHT (MILLIMETERS)		COLOR TEMP	5-DIGIT PROJECT #	REVISION # Z
PPR	O	24V	S	5050	O288-RGBW300	G1xG2		RGBW4000	YYYYY	REVZ

A MATERIAL

PPR- LightPaper

B OUTDOOR

O - Outdoor

C VOLTAGE

24V- 24VDC (w/ UNV 120-277V Driver)

D RIGIDITY

S- Flexible

E LED CHIPTYPE

5050 - Chip Type

F LIGHTPAPER TYPE

O288-RGBW300 - 7W - 300
O288-RGBW700 - 14W - 700

G ILLUMINATED AREA

G1 - Length in millimeters
G2 - Height in millimeters

H COLOR TEMP

RGBW2700 - RGB + 2700
RGBW3000 - RGB + 3000
RGBW4000 - RGB + 4000
RGBW6000 - RGB + 6000

I PROJECT

YYYYY - 5-Digit Project #

J REVISION

REVZ - REVISION # Z

Code for above Column F	Full LightPaper name and reference lumens	Precise Lumens Per Sq Ft	Wattage per Sq Ft
0288-RGBW700	RGBW Outdoor Lightpaper700	700	14W
0288-RGBW300	RGBW Outdoor Lightpaper300	300	7W



PROJECT NAME:

PROJECT LOCATION:

Please fill out the form

A	B	C	D	E	F	G1	G2	H	I	J
MATERIAL	OUTDOOR	VOLTAGE	RIGIDITY	LED CHIP TYPE	LIGHT PAPER TYPE	ILLUMINATED AREA	COLOR TEMP	5-DIGIT PROJECT #	REVISION #Z	
PPR	O	24V	S	5050	O288- RGBW300	G1xG2	RGBW4000	YYYYY	REVZ	

1. What is the Application the LightPaper will be used for?

E.g.: Hospitality, Retail, Signage Etc.

2. What are the LightPaper backlighting?

E.g.: Stone, Graphic, Glass, Acrylic Etc.

3. Are there any installation details to review?

4. Is there an existing Dimming or Lighting Control System?

If so, please provide Representative with information of the Control system (specs, manufacturer, etc.)

Additional information: