



Retail
Hospitality
Healthcare
Architectural Lighting
Signage
Casino Design
Residential

eoslight.com

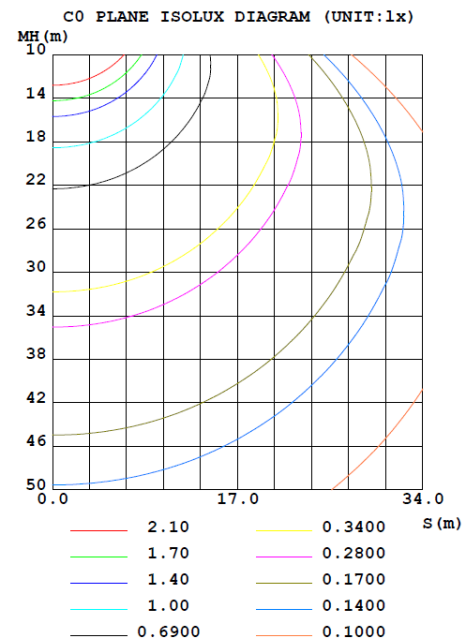
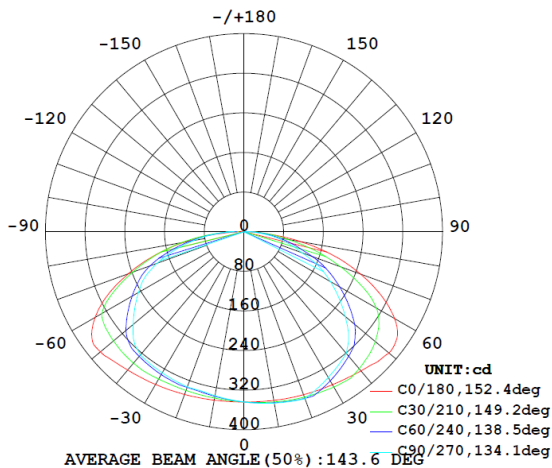
LUMINAIRE PHOTOMETRIC TEST REPORT

2700k-48 x 24-SP-4SL_IESNA95

NAME: LP-24V-48x24-2700-ASL-SP	TYPE:EOS LightPanel	WEIGHT: 2000G
SPEC.:	DIM.:	SERIAL No.: EOS
MFR.: EOS	SUR.:	Shielding Angle:

DATA OF LAMP		PHOTOMETRIC DATA				Eff: 35.12 lm/W
MODEL		Imax(cd)	386.0	S/MH(C0/180)	1.61	
NOMINAL POWER(W)	42.6	LOR(%)	121.7	S/MH(C90/270)	1.46	
RATED VOLTAGE(V)	24	TOTAL FLUX(lm)	1502.7	η UP,DN(C0-180)	0.0,58.8	
NOMINAL FLUX(lm)	1234.6	CIE CLASS	DIRECT	η UP,DN(C180-360)	0.0,62.9	
LAMPS INSIDE	1	η up(%)	0.0	CIBSE SHR NOM	1.75	
TEST VOLTAGE(V)	24.33	η down(%)	121.7	CIBSE SHR MAX	1.75	

LUMINOUS INTENSITY DISTRIBUTION DIAGRAM



C Range: 0 - 360DEG
C Interval: 5.0DEG
Test Speed: HIGH
Temperature: 25.3DEG
Operators: DAMIN
Test Date: 2019-05-27

γ Range: 0 - 90DEG
 γ Interval: 0.5DEG
Test System: EVERFINE GO-2000A_V1 SYSTEM V2.0.293
Humidity: 65.0%
Test Distance: 9.180m [K=1.0000]
Remarks: DWY

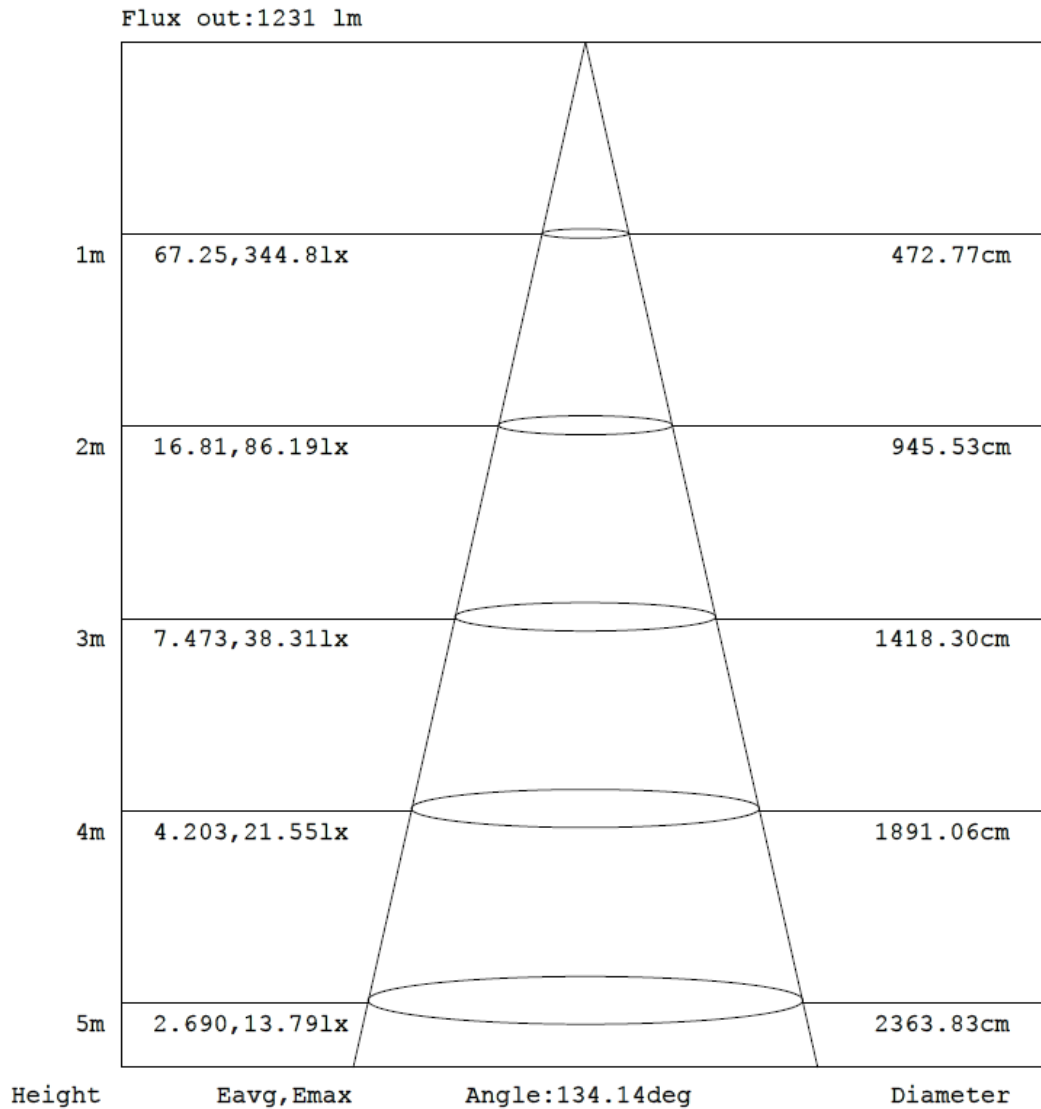


Retail
Hospitality
Healthcare
Architectural Lighting
Signage
Casino Design
Residential

eoslight.com

AAI Figure

NAME: LP-24V-48x24-2700-ASL-SP	TYPE:EOS LightPanel	WEIGHT: 2000G
SPEC.:	DIM.:	SERIAL No.: EOS
MFR.:EOS	SUR.:	ShieldingAngle:



C Range: 0 - 360DEG
C Interval: 5.0DEG
Test Speed: HIGH
Temperature: 25.3DEG
Operators: DAMIN
Test Date: 2019-05-27

γ Range: 0 - 90DEG
γ Interval: 0.5DEG
Test System: EVERFINE GO-2000A_V1 SYSTEM V2.0.293
Humidity: 65.0%
Test Distance: 9.180m [K=1.0000]
Remarks: DWY





γ Range: 0 - 90DEG
γ Interval: 0.5DEG
Test System: EVERFINE GO-2000A_V1 SYSTEM V2.0.293
Humidity: 65.0%
Test Distance: 9.180m [K=1.0000]
Remarks: DWY



