



Retail
Hospitality
Healthcare
Architectural Lighting
Signage
Casino Design
Residential

eoslight.com

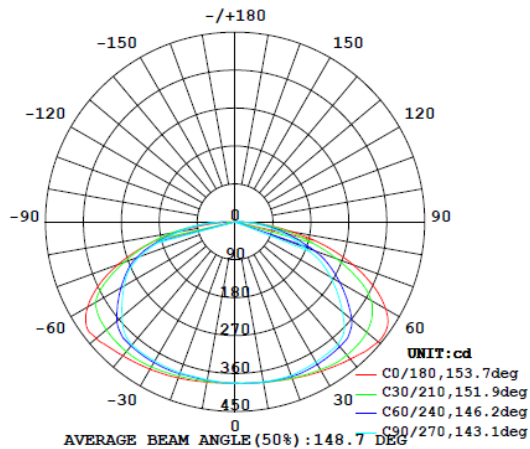
LUMINAIRE PHOTOMETRIC TEST REPORT

6000k-48 x 24-HP-4SL_IESNA95

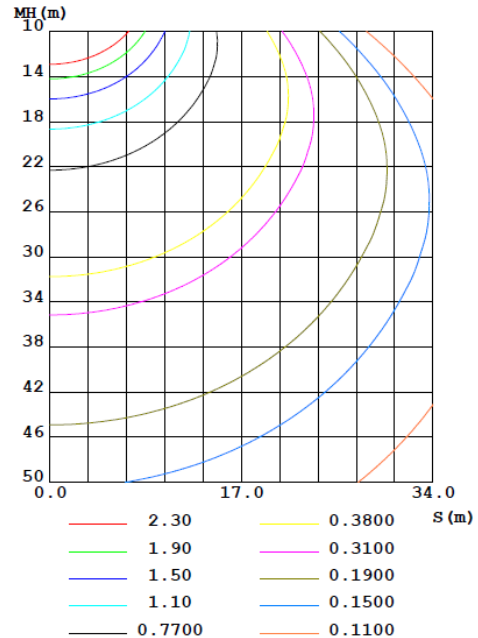
NAME: LP-24V-48x24-6000-ASL-HP	TYPE: EOS Light Panel	WEIGHT: 4000G
SPEC.:	DIM.:	SERIAL No.: EOS
MFR.: EOS	SUR.:	Shielding Angle:

DATA OF LAMP		PHOTOMETRIC DATA				Eff: 41.06 lm/W
MODEL		Imax(cd)	451.8	S/MH(C0/180)	1.64	
NOMINAL POWER(W)	43.3	LOR(%)	134.5	S/MH(C90/270)	1.53	
RATED VOLTAGE(V)	24	TOTAL FLUX(lm)	1783.4	η UP,DN(C0-180)	0.0,65.1	
NOMINAL FLUX(lm)	1325.86	CIE CLASS	DIRECT	η UP,DN(C180-360)	0.0,69.4	
LAMPS INSIDE	1	η up(%)	0.0	CIBSE SHR NOM	1.75	
TEST VOLTAGE(V)	24.33	η down(%)	134.5	CIBSE SHR MAX	1.75	

LUMINOUS INTENSITY DISTRIBUTION DIAGRAM



C0 PLANE ISOLUX DIAGRAM (UNIT: lx)



C Range: 0 - 360DEG
C Interval: 5.0DEG
Test Speed: HIGH
Temperature: 25.3DEG
Operators: DAMIN
Test Date: 2019-05-25

γ Range: 0 - 90DEG
 γ Interval: 0.5DEG
Test System: EVERFINE GO-2000A_V1 SYSTEM V2.0.293
Humidity: 65.0%
Test Distance: 9.180m [K=1.0000]
Remarks: DWY

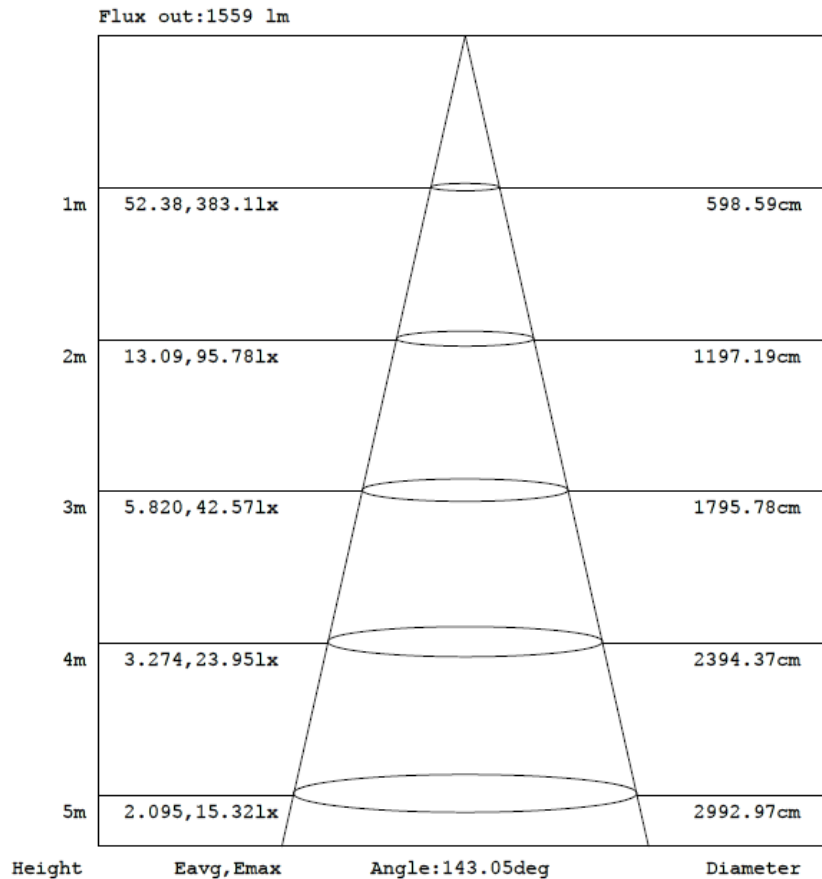


Retail
Hospitality
Healthcare
Architectural Lighting
Signage
Casino Design
Residential

eoslight.com

AAI Figure

NAME: LP-24V-48x24-6000-ASL-HP	TYPE: EOS Light Panel	WEIGHT: 4000G
SPEC.:	DIM.:	SERIAL No.: EOS
MFR.: EOS	SUR.:	Shielding Angle:



Note: The Curves indicate the illuminated area and the average illumination when the luminaire is at different distance.

C Range: 0 - 360DEG
C Interval: 5.0DEG
Test Speed: HIGH
Temperature: 25.3DEG
Operators: DAMIN
Test Date: 2019-05-25

γ Range: 0 - 90DEG
γ Interval: 0.5DEG
Test System: EVERFINE GO-2000A_V1 SYSTEM V2.0.293
Humidity: 65.0%
Test Distance: 9.180m [K=1.0000]
Remarks: DWY







