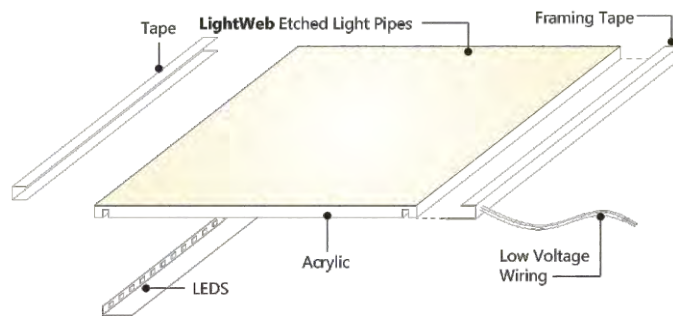




BASIC LightPanel SYSTEM

The BASIC LightPanel is built for optimal design integration with a thin profile starting at 1/4" thin to provide an ultra-slim sheet of light. Low voltage LEDs are integrated with an optical grade etched acrylic to provide evenly distributed lighting. The BASIC Light Panel is a versatile light source available in customizable shapes and sizes to give every project even, uniform illumination.



The unique design of The BASIC LightPanel allows use in a large number of applications:

Hospitality

Retail

Healthcare

Residential

Accent Lighting

Branding

Commercial Interior

Millwork

Cove Lighting

Task Lighting



Custom Fixtures



Logos and Signage

General Specifications

LIGHT WEB TECHNOLOGY™ :

3D etched patterns to evenly distribute light throughout the panel. Patterns available are GRID, DOT and MICRODOT™

MAXIMUM SIZE :

120" x 80" (consult with eos specialist for recommendations with oversize panels)

MINIMUM SIZE :

1" X 2" (Ideal for Cove and Accent Lighting)

THICKNESS:

1/4"-1/2"

*Thickness is determined by panel shape, size and color temperature.

LONG LIFE :

Over 50,000 hours = Nearly 12 years based on 12 hours a day. Once installed, the LightPanel System is virtually maintenance free.

POWER OPTIONS:

24VDC Standard and 24VDC High Power, 12VDC Available upon request

DRIVER INPUT VOLTAGE :

100V TO 480V

WATTAGE :

4.3 W/Ft. - 24V Standard Power (Optional: 12V)
5 W/ Ft. - 24V - High Power
*ask eos specialist for information on RGB, RGBW and Color Tuning options.

DIMMABLE :

The system is dimmable to <10% when matched with Dimmable Power Supplies

LEDs :

ANSI Binned LEDs from Tier 1 Suppliers
LED CRI > 80 standard, 95* Premium option
LED CRT - 1800K - 7500K

WIRE GAUGE:

20GA Wiring for White and Color Tuning Panels, 24GA for Color

HOSPITAL AND MRI SAFE :

The system contains non-ferrous materials, making the LightPanel safe for MRI suites. The LightPanel Power supply must be installed remotely, up to 30 feet from the application.

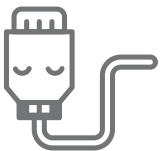
SERVICE AND INSTALLATION :

The LightPanel is field serviceable, typically LEDs can be replaced in the field. The LightPanel System can be predrilled by our production team with customer's specifications.

IP RATNG:

Indoor Rated

Optional Specifications




USB COMPATIBLE :

* Max. Size 40" X 40"
(wattage permitting)



COMPATIBLE POWER SUPPLIES :

- 0-10V dimming • DMX/DALI
- Magnetic low voltage (MLV)
- Electronic low voltage (ELV)
- Remote control plug-in • Inline plug-in



COLOR TEMPERATURES :

- 1800K • 2400K • 2700K • 3000K
 - 3500K • 4000K • 5000K • 6000K*
 - 6500K • 7500K • UV (Ultraviolet)
- *formerly 5300K



MULTIPLE PANEL MOUNTING OPTIONS:

- Z-Profiles • Stand Offs • Key-Hole Frames • Mirror Clips
- Aircraft Cable Mounts • Pre-Drilled holes by factory
- Panels are drillable on site* (use only eos suggested method in brochure)



APPROVALS AND CERTIFICATIONS:

The LightPanel System is UL listed for Architectural applications and UL recognized for signage. All power supplies are UL / ETL listed.

<https://eoslight.com/user-guide/>



DOWNLOAD OUR
USER GUIDE FOR WIRING &
INSTALLATION INSTRUCTIONS





Product Specification Ordering Form

NAME:	PROJECT NAME:	ADDRESS:
PHONE:	PROJECT LOCATION:	CITY:
EMAIL:	ANTICIPATED DELIVERY DATE:	ZIP CODE:
COMPANY NAME:	PROJECT SPECIFIER:	RUSH PROJECT: <input type="checkbox"/> Yes <input type="checkbox"/> No

QTY	PANEL TYPE	VOLTAGE	DIMENSIONS (INCHES)		LED SIDES	COLOR TEMP	LED POWER	DIFFUSER	CORD LENGTH	CORD LOCATION	CORD COLOR	POWER SUPPLY	IF CURVED PANEL SPECIFY RADIUS (INCHES)
5	LP	24V	48	50	4SL	2700	SP	DIF	CC6	TL	BC	010V	20

A PANEL TYPE

LP - BASIC

Lightpanel (use For Curved Panel As Well)

LF - FRAMED

Lightpanel With C Channel 7/16"
Lightpanel With J1 Channel 1/4"
Lightpanel With J2 Channel 5/16"

CP - CRYSTAL

Lightpanel

CF - CRYSTAL FRAMED

Lightpanel With C Channel 7/16"

WP - OUTDOOR

Lightpanel - Damp Location

AM - ARCHITECTURAL MILLWORK

Lightpanel

AU - AURA

Lightpanel

B VOLTAGE

24V - 24V (Standard)

12V - 12V (Optional)

C DIMENSIONS

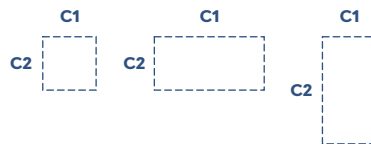
(Generated by Client)

C1 - Top Dimension

C2 - Side Dimension

*For custom shapes, please provide:

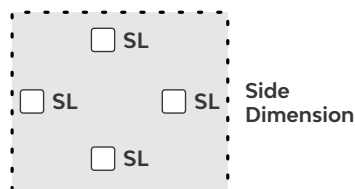
- Longest Outside Dimensions
- Drawing



D LED SIDES

- 1SL - One Side
- 2SL - Two Sides
- 3SL - Three Sides
- 4SL - Four Sides

Top Dimension



*Please note, the longest length is typically the LED side when selecting 1SL or 2SL

E COLOR TEMP

- 1800 - 1800K
- 2400 - 2400K
- 2700 - 2700K
- 3000 - 3000K
- 3500 - 3500K
- 4000 - 4000K
- 5000 - 5000K
- 6000 - 6000K
- 6500 - 6500K
- 7500 - 7500K
- UV - Ultraviolet
- RGB - Color Changing
- RGBW - Color Changing + White (6000K, 4000K, 2700K)
- CT - Color Tuning (2400K to 6000K)

F LED POWER

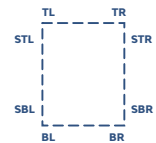
- SP - Standard Power
- HP - High Power
- PSP - Premium Standard Power (95+ CRI)
- PHP - Premium High Power (95+ CRI)

G OPTIONAL PANEL ADDITION/COVER

- ND - No Diffuser (Standard Thickness)
- DIF - Optional Opal Diffuser (adds 1/8" to overall thickness)
- FRST-1 - Frosted 1/4" Glass Diffuser on One Side (adds 3/8" to overall thickness)
- FRST-2 - Frosted 1/4" Glass Diffuser on Both Sides (adds 5/8" to overall thickness)

H POWER CORD LENGTH

- SC - Standard - 9.8 ft.
- CC_ - Custom Length ____ ft



I POWER CORD EXIT

- TL - Top Left Corner
- TR - Top Right Corner
- STL - Side Top Left Corner
- STR - Side Top Right Corner
- BL - Bottom Left Corner
- BR - Bottom Right Corner
- SBL - Side Bottom Left Corner
- SBR - Side Bottom Right Corner

J POWER CORD COLOR

- BC - Black
- WC - White

K POWER SUPPLY INFO

- 010V - 010V Dimmable Hardwire
- MLV - Magnetic Low Voltage Dimmable Hardwire
- ELV - Electronic Low Voltage Dimmable Hardwire
- DMX - DMX /DALI
- PI - Plug In, DC Jack
- DPI - Dimmable Plug in w/ remote

