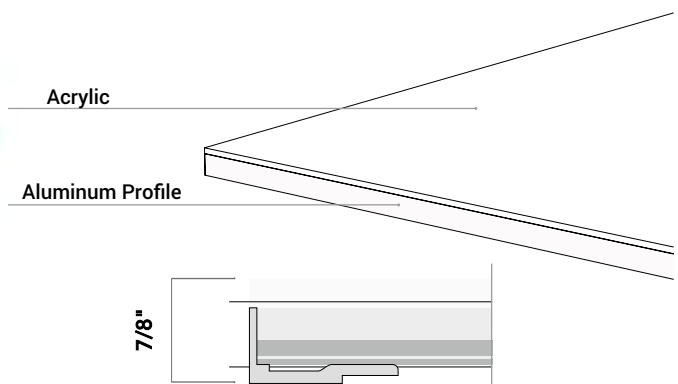





# DYNAMIC AURA LightPanel SYSTEM

The **DYNAMIC AURA** LightPanel System is a complete backlit solution – specifically for wall applications – that utilizes our LightPanel to distribute light edge to edge with attention-grabbing, fun RGB lighting effects across the surface of the panels as a result of individually addressable LEDs.

AURA allows designers to have a clean acrylic face and glowing edge with the aluminum profile hidden. DYNAMIC AURA adds flair via color-shifting and changing effects.



The **DYNAMIC AURA** LightPanel allows designers to back light custom shapes in a number of applications:



Hospitality



Retail



Healthcare



Residential



Accent Lighting



Branding



Commercial Interior



Millwork



Cove Lighting



Custom Fixtures

# General Specifications

## SURFACE APPEARANCE

Edge-to-Edge, glowing, clean acrylic surface (matte or glossy) with an aluminum profile.

## MAXIMUM SIZE :

96" x 48" (consult with eos specialist for recommendations with oversize panels)

## MINIMUM SIZE :

4" X 4"

## THICKNESS:

7/8"

## LONG LIFE :

Over 50,000 hours = Nearly 12 years based on 12 hours a day. Once installed, the LightPanel System is virtually maintenance free.

## LEDs :

Individually Addressable RGB/RGBW LEDs

## POWER OPTIONS:

24VDC

## DRIVER INPUT VOLTAGE :

120-277 VAC

## WATTAGE :

6.1W per linear ft.

## CONTROLLERS :

### Direct DMX Control:

Panels will connect to DMX controller directly. Panel custom initial addressing upon request. DMX controller programmed upon request.

### SPI Control:

Panel will be connected to an SPI decoder that has a DMX controller input port. DMX controller programmed upon request.

## IP RATNG:

Indoor Rated

## WIRE GAUGE:

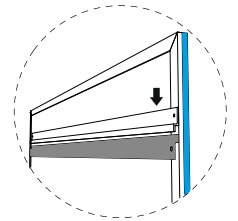
18GA Wiring

## HOSPITAL AND MRI SAFE :

The system contains non ferrous materials, making the LightPanel safe for MRI suites. The LightPanel Power supply must be installed remotely, up to 15 feet from the application.

## INSTALLATION :

The Aura LightPanel comes with standard French Cleat wall mounting with the cleats pre-installed.



# Optional Specifications



## COMPATIBLE POWER SUPPLIES :

- DMX Controllable with individually addressed LED Strips preset at the factory (preferred)
- SPI controllable with specialty controller (provided by EOS)



## COLOR TEMPERATURES :

Dynamic LEDs (Individually - Addressable RGB)



## MULTIPLE PANEL MOUNTING OPTIONS:

- French Cleats (Z - Profiles)
- Key-Hole Frames



## APPROVALS AND CERTIFICATIONS:

The LightPanel System is UL listed for Architectural applications and UL recognized for signage. All power supplies are UL / ETL listed.

<https://eoslight.com/user-guide/>



DOWNLOAD OUR  
USER GUIDE FOR WIRING &  
INSTALLATION INSTRUCTIONS





# Product Specification Ordering Form

NAME:	PROJECT NAME:	ADDRESS:
PHONE:	PROJECT LOCATION:	CITY:
EMAIL:	ANTICIPATED DELIVERY DATE:	ZIP CODE:
COMPANY NAME:	PROJECT SPECIFIER:	RUSH PROJECT: <input type="checkbox"/> Yes <input type="checkbox"/> No

A	B	C1	C2	D	E	F	G	H	I	J	K	L	M
↓	↓	↓	↓	↓	↓	↓	↓	↓	↓	↓	↓	↓	↓
PANEL TYPE	VOLTAGE	DIMENSIONS (INCHES) TOP SIDE		LED SIDES	COLOR TEMP	LED POWER	DIFFUSER	CORD LENGTH	CORD LOCATION	CORD COLOR	POWER SUPPLY	POTENTIAL #	REVISION #
AU	24V	27	48	4SL	DYN	SP	ND	SC	BR	BC	010V	26861	REVO

## A PANEL TYPE

**AU - AURA** LightPanel

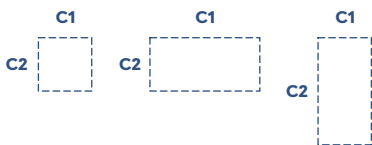
## B VOLTAGE

**24V** - 24V (Standard)  
**12V** - 12V (Optional)

## C DIMENSIONS

(Generated by Client)  
**C1** - Top Dimension  
**C2** - Side Dimension

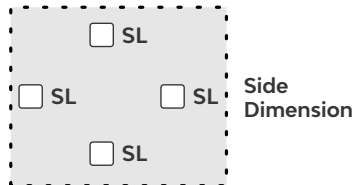
Round also available -  
Please supply  
diameter



## D LED SIDES

**1SL** - One Side  
**2SL** - Two Sides  
**3SL** - Three Sides  
**4SL** - Four Sides

Top Dimension



\*Please note, the longest length is typically the LED side when selecting 1SL or 2SL

## E COLOR TEMP

**DYN** - Dynamic Color Changing

## F LED POWER

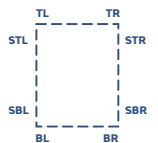
**SP** - Standard Power

## G OPTIONAL 2MM DIFFUSION OPAL

**ND** - No Diffuser

## H POWER CORD LENGTH

**SC** - Standard -9.8 ft.  
**CC\_** - Custom Length \_\_\_\_ ft



## I POWER CORD EXIT

**TL** - Top Left Corner      **BL** - Bottom Left Corner  
**TR** - Top Right Corner      **BR** - Bottom Right Corner  
**STL** - Side Top Left Corner      **SBL** - Side Bottom Left Corner  
**STR** - Side Top Right Corner      **SBR** - Side Bottom Right Corner

## J POWER CORD COLOR

**BC** - Black      **WC** - White

## K POWER SUPPLY INFO

**010V** - 010V Dimmable Hardwire  
**ELV** - Electronic Low Voltage Hardwire  
**DMX** - DMX /DALI  
**PI** - Plug In, DC Jack  
**DPI** - Dimmable Plug in w/ remote  
**TR** - TRIAC/Phase Dimming

## L POTENTIAL #

Enter Potential # Here

## M REVISION #

Enter Revision # Here

